



element14

EN - For pricing and availability in your local country please visit one of the below links:

DE - Informationen zu Preisen und Verfügbarkeit in Ihrem Land erhalten Sie über die unten aufgeführten Links:

FR - Pour connaître les tarifs et la disponibilité dans votre pays, cliquez sur l'un des liens suivants:

[BI 1.5-EG08-AN6X](#)

[BI 2-EG08-AG41X](#)

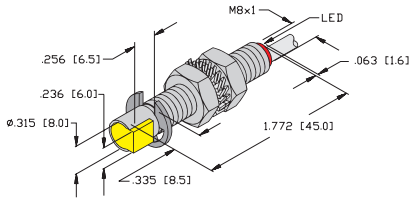
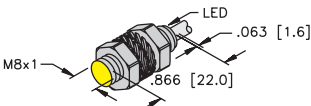
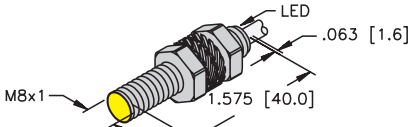
EN
This Datasheet is presented by
the manufacturer

DE
Dieses Datenblatt wird vom
Hersteller bereitgestellt

FR
Cette fiche technique est
présentée par le fabricant

Inductive Sensors



Housing Style	Part Number	ID Number	Features	Sensing Range (mm)	Output
8 mm - Embeddable, Miniature Threaded Barrel, Side Sensing, Potted-In Cable 	Bi 1.5-GS880-AN6X	S4604501	Side Sensing	1.5	3-Wire DC NPN
	Bi 1.5-GS880-AP6X	S4604401	Side Sensing	1.5	3-Wire DC PNP
	Bi 1.5-GS880-Y0	S1004401	Side Sensing	1.5	2-Wire DC NAMUR
8 mm - Embeddable, Miniature Threaded Barrel, Potted-In Cable 	Bi 2-EG08K-AG41X	S4562010		2	2-Wire DC
	Bi 2-EG08K-AG41X/S1589	S4562091	Weldguard	2	
	Bi 2-EG08K-AG41X/S1610	S4562096	Armorguard	2	
	Bi 1.5-EG08K-AN6X	S4669140	Short Barrel	1.5	3-Wire DC NPN
	Bi 2-EG08K-AN6X	S4669500	Short Barrel	2	
	Bi 2-EG08K-AN6X/S1589	S4669587	Weldguard	2	
	Bi 1.5-EG08K-AP6X	S4669040	Short Barrel	1.5	3-Wire DC PNP
	Bi 2-EG08K-AP6X	S4669400	Short Barrel	2	
	Bi 1.5-EG08K-AP6/S100	S4669016	High Temp. 100°C	1.5	
Bi 1.5-EG08K-Y1	S1003600	Short Barrel	1.5	2-Wire DC NAMUR	
8 mm - Embeddable, Miniature Threaded Barrel, Potted-In Cable 	Bi 2-EG08-AG41X	S4562000		2	2-Wire DC
	Bi 2-EG08-AG41X/S1589	S4562088	Weldguard	2	
	Bi 1.5-EG08-AN6X	S4602340		1.5	3-Wire DC NPN
	Bi 1.5U-EG08-AN6X	S4600510	Uprox	1.5	
	Bi 2-EG08-AN6X	S4602140	Ext. Range	2	
	Bi 2-EG08-AN6X/S1589	S4602181	Weldguard	2	
	Bi 1.5-EG08-AN7X	S1766110	TTL Compatible	1.5	
	Bi 1.5-EG08-AP6X	S4602240		1.5	3-Wire DC PNP
	Bi 1.5U-EG08-AP6X	S4600500	Uprox	1.5	
	Bi 2-EG08-AP6X	S4602040	Ext. Range	2	
	Bi 2-EG08-AP6X/S1589	S4602085	Weldguard	2	
	Bi 2-EG08-AP6X/S1610	S4602086-1	Armorguard	2	
	Bi 1.5-EG08-Y1	S1003500		1.5	2-Wire DC NAMUR
	Bi 2-EG08-AZ14X	S4100001		2	2-Wire AC/DC
	Bi 2-EG08-VP6X	S1604610	Comp. Outputs	2	4-Wire DC PNP

For detailed sensor specifications see Section A.
Normally Closed versions available upon request, consult factory.



Voltage	Switching Freq. (Hz)	Operating Current (mA)	Operating Temp. (°C)	Protection	Housing	Face	End Cap	Power LED	Output LED	Cable Length/ Cable Mat.	Wiring Diagram #	Wiring Diagrams
10-30 VDC	3000	≤150	-25 to +70	IP 67	SS	PA 12	TROG	N/A	YE	2M/PUR	1	Diagram 1
10-30 VDC	3000	≤150	-25 to +70	IP 67	SS	PA 12	TROG	N/A	YE	2M/PUR	2	Diagram 2
5-30 VDC	5000	Remote	-25 to +70	IP 67	SS	PA 12	TROG	N/A	N/A	2M/PVC	3	Diagram 3
10-65 VDC	1000	≤100	-25 to +70	IP 67	SS	PA 12	TROG	N/A	YE	2M/PUR	4	Diagram 4
	1000	≤100	-25 to +70	IP 67	SS	WG	TROG	N/A	YE	2M/PUR	4	
	1000	≤100	-25 to +70	IP 67	AG	WG	TROG	N/A	YE	2M/PUR	4	
10-30 VDC	3000	≤150	-25 to +70	IP 67	SS	PA 12	TROG	N/A	YE	2M/PUR	1	Diagram 5
	3000	≤150	-25 to +70	IP 67	SS	PA 12	TROG	N/A	YE	2M/PUR	1	
	3000	≤150	-25 to +100	IP 67	SS	WG	TROG	N/A	YE	2M/PUR	1	
10-30 VDC	3000	≤150	-25 to +70	IP 67	SS	PA 12	TROG	N/A	YE	2M/PUR	2	Diagram 6
	3000	≤150	-25 to +70	IP 67	SS	PA 12	TROG	N/A	YE	2M/PUR	2	
	3000	≤150	-25 to +100	IP 67	SS	EPTR	TROG	N/A	YE	2M/PUR	2	
5-30 VDC	5000	Remote	-25 to +70	IP 67	SS	PA 12	TROG	N/A	N/A	2M/PVC	3	
10-55 VDC	1000	≤100	-25 to +70	IP 67	SS	PA 12	TROG	N/A	YE	2M/PUR	4	Diagram 5
	1000	≤100	-25 to +70	IP 67	SS	WG	TROG	N/A	YE	2M/PUR	4	
10-30 VDC	3000	≤150	-25 to +70	IP 67	SS	PA 12	TROG	N/A	YE	2M/PUR	1	Diagram 6
	2000	≤150	-30 to +85	IP 68	SS	PA 12	TROG	N/A	YE	2M/PUR	1	
	3000	≤150	-25 to +70	IP 67	SS	PA 12	TROG	N/A	YE	2M/PUR	1	
	3000	≤150	-25 to +70	IP 67	SS	WG	TROG	N/A	YE	2M/PUR	1	
	3000	≤150	-25 to +70	IP 67	SS	PA 12	TROG	N/A	YE	2M/PUR	1	
10-30 VDC	3000	≤150	-25 to +70	IP 67	SS	PA 12	TROG	N/A	YE	2M/PUR	2	Diagram 6
	2000	≤150	-30 to +85	IP 68	SS	PA 12	TROG	N/A	YE	2M/PUR	2	
	3000	≤150	-25 to +70	IP 67	SS	PA 12	TROG	N/A	YE	2M/PUR	2	
	3000	≤150	-25 to +70	IP 67	SS	WG	TROG	N/A	YE	2M/PUR	2	
	3000	≤150	-25 to +70	IP 67	AG	WG	TROG	N/A	YE	2M/PUR	2	
5-30 VDC	5000	Remote	-25 to +70	IP 67	SS	PA 12	TROG	N/A	N/A	2M/PUR	3	
20-132 VAC 10-140 VDC	20	≤100	-25 to +70	IP 67	SS	PA 12	TROG	N/A	YE	2M/PUR	5	
10-30 VDC	3000	≤150	-25 to +70	IP 67	SS	PA 12	TROG	N/A	YE	2M/PUR	6	

Barrels

For material descriptions see page A34.



element14

EN - For pricing and availability in your local country please visit one of the below links:

DE - Informationen zu Preisen und Verfügbarkeit in Ihrem Land erhalten Sie über die unten aufgeführten Links:

FR - Pour connaître les tarifs et la disponibilité dans votre pays, cliquez sur l'un des liens suivants:

[BI 1.5-EG08-AN6X](#)

[BI 2-EG08-AG41X](#)

EN
This Datasheet is presented by
the manufacturer

DE
Dieses Datenblatt wird vom
Hersteller bereitgestellt

FR
Cette fiche technique est
présentée par le fabricant